

Date: 29-05-2025

BSE Limited
Department of Corporate Services,
P. J. Towers, Dalal Street,
Mumbai - 400 001
Scrip Code: 544244

National Stock Exchange of India Limited
Exchange Plaza, 5th Floor, Plot No. C/1, G
Block, Bandra Kurla Complex, Bandra (East),
Mumbai – 400 051
Scrip Name: GALAPREC

Dear Sir/Ma'am,

Sub: Newspaper Advertisement under Regulation 47 of SEBI (Listing Obligation and Disclosure Requirements 2015.

Pursuant to Regulation 47 of SEBI (Listing Obligations and Disclosure Requirements) Regulations, 2015, we are enclosing the copies of newspaper advertisements published in the Newspaper of Financial Express & Mumbai Navshakti. The same has been made available on the Company website.


Kindly take the above information on your record.

Thanks & Regards,
For Gala Precision Engineering Limited

Pooja Ladha
Company Secretary and Compliance Officer
Encl.: As above

STANDARD SURFACTANTS LIMITED						
Registered Office: 8/15, Arya Nagar, Kanpur-208002 (India) Tel: 0512-2531762 E-mail: headoffice@standardsurfactants.com, Website: www.standardsurfactants.com Corporate Identity Number: L24243UP1989PLC010950						
STATEMENT OF STANDALONE FINANCIAL RESULTS FOR THE QUARTER AND YEAR ENDED 31st MARCH, 2025 (Rs. in Lacs)						
Sl. No.	Particulars	Quarter Ended 31.03.2025 (Audited)	Quarter Ended 31.12.2024 (Unaudited)	Quarter Ended 31.03.2024 (Audited)	Year Ended 31.03.2025 (Audited)	Year Ended 31.03.2024 (Audited)
1.	Total income from operations (net)	4,686.07	4,221.98	3,746.15	17,094.20	13,136.05
2.	Net profit / (loss) for the period before tax and exceptional items	217.85	32.28	54.39	254.62	185.20
3.	Net profit / (loss) for the period before tax and after exceptional items	217.85	32.28	54.39	254.62	185.20
4.	Net profit / (loss) for the period after tax	131.48	16.17	28.63	153.35	148.09
5.	Total comprehensive income for the period	130.75	16.17	28.78	152.62	148.24
6.	Paid-up equity share capital	-	-	-	822.66	822.66
7.	Other Equity	-	-	-	2107.40	1954.78
8.	Earnings Per Equity Share (EPS) (Face Value Per Share Rs.10/-each)					
	a) Basic (Rs. Per share)	1.59	0.02	0.48	1.86	1.80
	b) Diluted (Rs. Per share)	1.59	0.02	0.48	1.86	1.80

Notes: 1. These results have been prepared in accordance with the Indian Accounting Standard (referred to as "Ind AS") 31 Interim Financial Reporting prescribed under Section 133 of the Companies Act, 2013 read with Companies (Indian Accounting Standards) Rules as amended from time to time. The above standalone financial results were reviewed by the Audit Committee in its meeting held on 28th May, 2025 and by Board in its meeting commenced on 26th May, 2025 and concluded on 27th May, 2025. The statutory auditors have carried out an review of these financial results. 2. The above is an extract of the detailed format of Quarterly Financial Results filed with the Stock Exchanges under Regulation 33 of the SEBI (Listing Obligations and Disclosure Requirements) Regulations, 2015. The full format of the standalone quarterly financial results are available on stock exchange websites and on Company's website. 3. The figures for the quarter ended March 31, 2025 and March 31, 2024 are the balancing figures between the audited figures in respect of the full financial year and the published unaudited year to date figures up to the third quarter of the respective financial year, which were only reviewed by statutory auditors.




For and on behalf of the Board
Sd/-
Pawan Kumar Garg
Chairman & Managing Director
DIN-00250836

Place: Kanpur
Date: 28.05.2025

OXYZO FINANCIAL SERVICES LIMITED						
(Formerly Known as OXYZO Financial Services Private Limited) Registered office: Shop No. G-22C (UGF) D-1 (K-84) Green Park Main, New Delhi-110016 Tel. No: 011-47640758, Website: www.oxyzo.in, CIN: U65929DL2016PLC306174						
Extract of Standalone and Consolidated Financial Results for the Quarter and Year Ended 31 March 2025 (Regulation 52 (8), read with Regulation 52 (4), of the SEBI (LODR) Regulations, 2015) (All amounts in ₹ lakhs, unless otherwise stated)						
Sl. No.	Particulars	Standalone		Year ended		Consolidated
		31 March 2025 (Audited)	31 December 2024 (Reviewed)	31 March 2025 (Audited)	31 March 2024 (Audited)	31 March 2025 (Audited)
1.	Total Income from Operations	31,950.57	28,280.06	23,745.40	1,12,916.12	85,313.57
2.	Net Profit / (Loss) for the period (before tax, Exceptional and/or Extraordinary items)	10,621.91	10,869.18	10,259.50	44,141.07	38,324.44
3.	Net Profit / (Loss) for the period before tax (after Exceptional and/or Extraordinary items)	10,621.91	10,869.18	10,259.50	44,141.07	38,324.44
4.	Net Profit / (Loss) for the period after tax (after Exceptional and/or Extraordinary items)	7,887.88	8,289.10	7,659.04	32,857.11	28,567.89
5.	Total comprehensive income for the period	7,483.69	8,270.53	7,716.56	32,561.95	28,636.00
6.	Paid up Equity Share Capital	5,367.86	5,367.86	5,367.86	5,367.86	5,367.86
7.	Instruments entirely equity in nature	1,438.29	1,438.29	1,438.29	1,438.29	1,438.29
8.	Reserves (excluding Revaluation Reserve)	2,85,515.62	2,77,827.88	2,52,139.88	2,85,515.62	2,52,139.88
9.	Securities Premium Account	1,89,180.35	1,89,180.35	1,89,180.35	1,89,180.35	1,89,180.35
10.	Net worth	2,92,321.77	2,84,634.03	2,58,946.03	2,92,321.77	2,58,946.03
11.	Paid up Debt Capital/Outstanding Debt	6,02,751.81	5,00,964.29	4,59,706.94	6,02,751.81	4,59,706.94
12.	Debt Equity Ratio	2.06	1.76	1.78	2.06	1.78
13.	Earnings per share (nominal value of share Rs. 10 each): Basic (in Rupees) Diluted (in Rupees)	11.59 10.84	12.18 11.47	11.25 10.60	48.28 45.17	41.97 39.55
						49.83 46.82

Notes: a) The above is an extract of the detailed format of quarterly ended financial results filed with the Stock Exchange under Regulation 52 of the SEBI (Listing Obligations and Disclosure Requirements) Regulations, 2015. The full format of the quarterly ended financial results are available on the websites of the BSE Limited i.e. www.bseindia.com and at our website www.oxyzo.in.
b) For the other line items referred in regulation 52 (4) of the LODR Regulations, pertinent disclosures have been made to Bombay Stock Exchange and can be accessed on the website.
c) The above standalone financial results for the quarter and year ended 31 March 2025 have been reviewed by the Audit Committee and subsequently approved by the Board of Directors in their respective meetings held on 28 May 2025.




For and on behalf of the Board of Directors
Sd/-
Ruchi Kalra
Whole time Director and Chief Financial Officer
(DIN: 03103474)

Place: Gurugram
Date: 28 May 2025

ALPHALOGIC® ALPHALOGIC TECHSYS LIMITED						
CIN: L72501PN2018PLC180757 Registered office: 405, Pride Icon, Kharadi, Pune- 411014 (MH) Email: info@alphalogiclimited.com, Web: www.alphalogicinc.com						
Extract of Statement of audited Consolidated Financial Results for the Quarter and financial year Ended 31st March, 2025. (in lakhs)						
S. No.	Particulars	Quarter Ended		Year Ended		
		31st March, 2025 (Audited)	31st December, 2024 (unaudited)	31st March, 2025 (Audited)	31st March, 2025 (Audited)	31st March, 2024 (Audited)
1.	Total income from Operations	1,475.48	2,119.09	1,798.01	8,015.98	5,565.04
2.	Net Profit for the period (before tax, Exceptional and/or extraordinary items)	172.25	213.33	157.41	843.70	699.05
3.	Net Profit for the period before tax (after Exceptional and/or extraordinary items)	172.25	213.33	157.41	843.70	699.05
4.	Net Profit for the period after Tax (after exceptional and/or extraordinary items)	121.77	162.91	118.72	628.79	528.94
5.	Total Comprehensive Income for the Period (Comprising profit for the period (after tax) and other comprehensive income after tax)	125.16	152.95	129.35	637.04	683.66
6.	Equity Share Capital	3,130.56	3,130.56	2,372.54	3,130.56	2,372.54
7.	Reserves excluding revaluation reserve as per balance sheet of the previous year	1,570.31	-	1,598.82	1,570.31	1,598.82
8.	Earnings per share (Rs.05/- each) * a) Basic (Rs.) b) Diluted (Rs.)	0.19 0.19	0.26 0.26	0.19 0.19	1.01 1.01	0.86 0.86

* EPS is not annualized for the quarter ended March 31st, 2025.
Notes: 1. The above is an extract of the detailed format of quarterly and financial year end Financial Results filed with the stock exchange under Regulation 33 of the SEBI (Listing Obligations and Disclosure Requirements) Regulation, 2015. The full format of the quarterly Financial Results are available on the website of the Stock Exchange www.bseindia.com and on the website of the Company www.alphalogicinc.com under Investors section.
2. Additional information on standalone financial results are given below: - (Rs. In Lakhs)

S. No.	Particulars	Quarter Ended		Year Ended	
		31st March, 2025 (Audited)	31st December, 2024 (unaudited)	31st March, 2025 (Audited)	31st March, 2024 (Audited)
1.	Total income from Operations	443.19	860.25	324.88	1,727.39
2.	Net Profit for the period (before tax, Exceptional and/or extraordinary items)	131.25	105.57	103.35	451.63
3.	Net Profit for the period after tax	91.20	84.02	78.46	335.99



For Alphalogic Techsys Limited
Sd/-
Anshu Goel
Managing Director & CFO

Date: 27.05.2025
Place: Pune

MERCANTILE VENTURES LIMITED	
CIN: L65191TN1985PLC037309 Regd. Office: 88, Mount Road, Guindy, Chennai - 600 032 Tel: 044-0432209 Email: admin@mercantileventures.co.in website: www.mercantileventures.co.in	
AUDITED FINANCIAL RESULTS FOR THE QUARTER AND YEAR ENDED 31ST MARCH 2025	
In compliance with Regulation 33 of the SEBI (Listing Obligations and Disclosure Requirements) Regulations, 2015 ("SEBI Listing Regulations"), the Board of Directors of Mercantile Ventures Limited ("Company") at its meeting held on Wednesday, 28 th May 2025 approved the Audited Standalone and Consolidated Financial results for the Quarter and Year ended 31 st March 2025 ("results").	
The results, along with the Audit report by M/s. Venkatesh & Co., Statutory Auditor of the Company are available on the website of the Company at https://www.mercantileventures.co.in/ , and on website of the Stock Exchange i.e. BSE Limited at www.bseindia.com .	
In compliance with Regulation 47 of the SEBI Listing Regulations, we hereby notify that the same can be accessed by scanning the following Quick Response (QR) code:	
	
For Mercantile Ventures Limited E N Rangaswami Whole-time Director DIN: 06463753	
Place: Chennai Date: 28 May 2025	


GALA PRECISION ENGINEERING LIMITED				
(Formerly known as GALA PRECISION ENGINEERING PRIVATE LIMITED) CIN: L29268MH2009PLC190522 Registered office: A-801, 8th Floor, Thane One DIL Complex, Ghodbunder Road, Majiwade, Thane, Maharashtra, 400610 Email: info@galagroup.com, Website: www.galagroup.com				
EXTRACT OF STATEMENT OF CONSOLIDATED AUDITED RESULTS FOR THE QUARTER & YEAR ENDED MARCH 31, 2025 (Rs. in Millions, Except EPS)				
PARTICULARS	Quarter ended 31/03/2025 Audited	Quarter ended 31/03/2024 Audited	Year ended 31/03/2025 Audited	Year ended 31/03/2024 Audited
Total income from operations	753.11	574.02	2,378.35	2,025.46
Net Profit / (Loss) for the period (before Tax, Exceptional and/or Extraordinary items)	113.36	107.14	333.82	275.88
Net Profit / (Loss) for the period before tax (after Exceptional and/or Extraordinary items)	112.77	82.48	331.26	252.79
Net Profit / (Loss) for the period (after Tax, Exceptional and/or Extraordinary items)	100.00	68.50	268.42	223.33
Total Comprehensive Income for the period [Comprising Profit / (Loss) for the period (after tax) and Other Comprehensive Income (after tax)]	94.85	70.81	264.36	228.19
Paid up Equity share capital	126.97	101.11	126.97	101.11
Earnings per share (of Rs.10/- each) for continuing operations				
Basic	8.65	7.32	23.23	22.28
Diluted	8.41	7.22	22.56	21.97
Earnings per share (of Rs.10/- each) for discontinuing operations				
Basic	-	(0.54)	-	(0.20)
Diluted	-	(0.54)	-	(0.20)

Reserves (excluding Revaluation Reserve) as on 31st March, 2025 is Rs. 2439.15 Million

Notes: 1. The above is an extract of the detailed format of Financial Results for the quarter/ year ended 31.03.2025 filed with the Stock Exchanges under Regulation 33 of the SEBI (Listing obligations and Disclosure Requirements) Regulations, 2015. The full format of the financial results are available on the websites of BSE and NSE at www.bseindia.com and www.nseindia.com respectively and on Company's website at www.galagroup.com.
2. Additional information on standalone financial results is as follows

PARTICULARS	Quarter ended 31/03/2025 Audited	Quarter ended 31/03/2024 Audited	Year ended 31/03/2025 Audited	Year ended 31/03/2024 Audited
Revenue from operations	753.11	588.73	2,378.35	1,999.11
Profit before tax	113.05	86.49	332.14	250.25
Net Profit after tax	100.22	70.42	269.04	217.40

3. The above results were reviewed by the Audit Committee and approved by the Board of Directors at their meeting held on 27.05.2025




For Gala Precision Engineering Limited
Kirit V. Gala
Chairman and Managing Director
DIN : 01540274

Place: Mumbai
Date : 27th May, 2025

AMMADOES TRADING AND CONSULTANTS PRIVATE LIMITED						
Reg. Office: D-55, First Floor, Defence Colony, New Delhi-110024 CIN: U74999DL2009PTC192576, Email: contact@ammadoesconsultants.com AUDITED FINANCIAL RESULTS FOR THE 4TH QUARTER AND YEAR ENDED MARCH 31, 2025 (Regulation 52 (8), 52 (2) and 52(4) of the SEBI (Listing Obligation and Disclosure Requirements) Regulations, 2015) (Amount in '000 except per share data ratios)						
Sl. No.	Particulars	Quarter ended March 31, 2025 Audited	Quarter ended December 31, 2024 Unaudited	Quarter ended March 31, 2024 Audited	Current Year ended March 31, 2025 Audited	Previous year ended March 31, 2024 Audited
1.	Total Income from Operations	2,026	1,200	292	4,980	3,923
2.	Net Profit / (Loss) for the period (before Tax, Exceptional and/or Extraordinary items#)	(1,948)	(475)	(317)	(3,412)	1,610
3.	Net Profit / (Loss) for the period before tax (after Exceptional and/or Extraordinary items#)	(1,948)	(475)	(317)	(3,412)	1,610
4.	Net Profit / (Loss) for the period after tax (after Exceptional and/or Extraordinary items#)	(1,962)	(489)	(237)	(3,578)	1,155
5.	Total Comprehensive Income for the period [Comprising Profit / (Loss) for the period (after tax) and Other Comprehensive Income (after tax)]	(1,32,566)	(675)	39,030	(1,34,368)	40,422
6.	Paid up Equity Share Capital	61,254	61,254	61,254	61,254	61,254
7.	Other Equity	1,35,381	2,67,947	2,69,748	1,35,381	2,69,748
8.	Net worth	1,67,741	1,69,704	1,71,320	1,67,741	1,71,320
9.	Paid up Debt Capital / Outstanding Debt	1,37,000	1,47,500	1,00,000	1,37,000	1,00,000
10.	Outstanding Redeemable Preference Shares	-	-	-	-	-
11.	Debt Equity Ratio	0.82:1	0.87:1	0.58:1	0.82:1	0.58:1
12.	Earnings Per Share (of Rs. 10/- each) (for continuing and discontinued operations) - 1. Basic: 2. Diluted:	(0.32) (0.26)	(0.08) (0.06)	(0.04) (0.03)	(0.58) (0.47)	0.19 0.15
13.	Capital Redemption Reserve	-	-	-	-	-
14.	Debtenture Redemption Reserve	-	-	-	-	-
15.	Debt Service Coverage Ratio	0.03	0.03	-	0.04	-
16.	Interest Service Coverage Ratio	0.56	16.31	-	0.94	-

Notes: 1. The above financial results were approved by the Board of Directors at their meetings held on 27th May, 2025.
2. The Company is primarily engaged in the trading and consultancy business. All the activities of the Company revolve around the primary business, as such there is no separate reportable segment.
3. The audit of the same has been carried out by the statutory auditor of the Company.
4. Figures for the previous periods / years have been regrouped / reclassified, wherever necessary to correspond with the current period / years classification / disclosure.
5. The figures for the current quarter ended March 31, 2025 are balancing figures between audited figures of the full financial year ended March 31, 2025 and the published year to date figures upto third quarter ended December 31, 2024.
6. Formulae for computation of ratios are as follows:
a) Debt/Equity ratio: Debt/Equity, Debt represents borrowings. Equity includes Equity Share Capital and Other Equity excluding Revaluation Reserve.
b) Debt Service Coverage Ratio: Profit/(Loss) Before Interest, Depreciation and Tax/(Interest Expenses Principal Repayment of borrowings made during the period/year).
c) Interest Service Coverage Ratio: Profit/(Loss) Before Interest, Depreciation and Tax/Interest Expenses.
d) Net Worth: Total Equity excluding Other Comprehensive Income, Revaluation Reserve and reserves created out of amalgamation.




For Ammaadoes Trading and Consultants Private Limited
Sd/-
Alok Dhir
Director
DIN: 00034335

Place : New Delhi
Date: 27.05.2025

ABANS®				
ABANS FINANCE PRIVATE LIMITED CIN: U51219MH1995PTC231627 Registered Office: Offices No. 36, 37, 38A, 3rd Floor, Nariman Bhavan, 227, Backbay Reclamation, Nariman Point, Mumbai 400021. Tel: 022 61790000 Fax: 022 61790010 Email: abansfinance@abans.co.in Website: www.abansfinance.com				
Extract of Audited Standalone Financial Results for the quarter and year ended March 31, 2025 (₹ in Lakhs except EPS & Ratios)				
Particulars	Qtr. Ended 3/31/2024 (Audited)	Qtr. Ended 3/31/2024 (Audited)	Year ended 3/31/2025 (Audited)	Year ended 3/31/2024 (Audited)
Total Income from Operations	4,155.44	3,860.18	13,138.53	7,702.14
Net Profit / (Loss) for the period (before Tax, Exceptional and/or Extraordinary items)	1,705.94	791.67	4,482.85	1,907.66
Net Profit / (Loss) for the period before tax (after Exceptional and/or Extraordinary items)	1,705.94	791.67	4,482.85	1,907.66
Net Profit / (Loss) for the period after tax (after Exceptional and/or Extraordinary items)	1,261.26	591.08	3,344.24	1,435.14
Total Comprehensive Income for the period [Comprising Profit / (Loss) for the period (after tax) and Other Comprehensive Income (after tax)]	1,049.36	549.02	3,132.34	1,393.08
Paid up Equity Share Capital	3,447.27	3,447.27	3,447.27	3,447.27
Reserves (excluding Revaluation Reserve)	31,413.67	28,281.34	31,413.67	28,281.34
Securities Premium	24,704.67	24,704.67	24,704.67	24,704.67
Net worth	34,860.94	31,728.61	34,860.94	31,728.61
Paid up Debt Capital / Outstanding Debt	82,135.68	79,542.32	82,135.68	79,542.32
Outstanding Redeemable Preference Shares	-	-	-	-
Debt Equity Ratio	2.36	2.51	2.36	2.51
Earnings Per Share (of Rs. 10/- each) (for continuing and discontinued operations) - 1. Basic: 2. Diluted:	3.66 3.66	1.71 1.71	9.70 9.70	4.16 4.16
Capital Redemption Reserve	NA	NA	NA	NA
Debtenture Redemption Reserve	NA	NA	NA	NA
Debt Service Coverage Ratio	NA	NA	NA	NA
Interest Service Coverage Ratio	NA	NA	NA	NA

Notes: (1) The above is an extract of the detailed format of Financial Results for the quarter and year ended March 31, 2025 filed with the Stock Exchange under Regulation 52 of the SEBI (Listing Obligations and Disclosure Requirements) Regulations, 2015. The full format of the year ended March 31, 2025 Financial Results is available on the Company's website at www.abansfinance.com and on the website of the Stock Exchange at www.bseindia.com.
(2) For the other line items referred in Regulation 52(4) of the SEBI (Listing Obligations and Disclosure Requirements) Regulations, 2015, pertinent disclosures have been made in the Financial Results submitted to the Stock Exchange (BSE Limited) and can be accessed on the URL at www.bseindia.com.



For and on behalf of the Board of Directors of
Abans Finance Private Limited
Sd/-
Mahesh Kumar Cheruvedu
Director & CEO

Date: May 27, 2025
Place : Mumbai

PUBLIC NOTICE

Notice is hereby given that the Certificate(s) for the under mentioned Equity Shares of SRF Limited, Regd. Office: The Galleria, DLF Mayur Vihar, Unit No. 236 & 237, 2nd Floor, Mayur Vihar Phase, Noida Link Road, Mayur Vihar Phase I Extn, Delhi - 110091, Corporate Office: Block-C, Sector 45, Gurugram, Haryana- 122003, have been lost / misplaced and the holder(s) / purchaser(s) of the said Equity Shares have applied to the Company to issue duplicate Share Certificate(s). Any person who has a claim in respect of the said Shares should lodge the same with the Company at its Corporate Office within 15 days from this date else the Company will proceed to issue duplicate certificate(s) / Letter of Confirmation to the aforesaid applicants without any further intimation.


Folio No.	Name of Shareholder	No. of Shares	Distinctive Nos.		Certificate Nos.	
			From	To	From	To
SRF00026039	Satya Narayan Daga and Shaktuntia Daga	516	295407146	295407861	1132945	1132945
		20	24930335	24930414	509952	509952
		50	43191733	43191782	647557	647557
		1	61801262	61801262	747003	747003
		20	16910603	16910622	360952	360952
		2	65086411	65086412	774500	774500
		36	8649454	8649489	90057457	90057457
Total		645				

Date : 29.05.2025
Place : Delhi

Applicant Name : Shaktuntia Daga
Name of Company: SRF Limited

मुंबई, गुरुवार, दि. २९ मे २०२५

SIKOZY REALTORS LIMITED				
Registered office : B-3, Trishul Apartment, Village Mudre Khurd, Taluka-Karjat, Dist-Raigad - 410 201. CIN : L45200MH1992PLC067837				
Extract of Audited Financial Results for the quarter and year ended 31 st March 2025 (₹. in Lakhs)				
Particulars	Quarter ended 31.03.2025	Quarter ended 31.03.2024	Quarter ended 31.03.2025	Year ended 31.03.2024
Total income from operations (Net)	-	-	1.43	-
Net Profit/(Loss) from ordinary activities after tax	-6.00	-4.02	-17.15	-13.77
Net Profit / (Loss) for the period after tax (after Extraordinary items)	-6.00	-4.02	-17.15	-13.77
Equity Share Capital	445.83	445.83	445.83	445.83
Reserves (excluding Revaluation Reserve as shown in the Balance Sheet of previous year)	-	-	-	-
Earnings Per Share (after Tax & extraordinary &/or exceptional items) Face Value of ₹. 1/- each				
Basic & Diluted	-0.013	-0.010	-0.038	-0.031
Basic & Diluted	-0.013	-0.010	-0.038	-0.031
Notes: 1. The above is an extract of the detailed format of Quarterly Financial Results filed with the Stock Exchanges under Regulation 33 of the SEBI (Listing and Other Disclosure Requirements) Regulations, 2015. The full format of the Quarterly Financial Results is available on the Stock Exchange website www.bseindia.com and on Company's website at www.sikozyrealtorsld.com 2. The above results were reviewed by the Audit Committee and then approved by the Board at their respective meeting held on 28 th May, 2025.				
Mumbai Date : 28 th May, 2025			For SIKOZY REALTORS LIMITED sd/- Rishabh Gupta Managing Director.	



TIME TECHNOPLAST LTD.
Bringing Polymers To Life

CIN: L27203DD1989PLC003240


Regd. Office: 101, 1st Floor, Centre Point, Somnath Daman Road, Somnath, Dabhel, Nani Daman, Dadra and Nagar Haveli, Daman and Diu (U.T.) 396 210
Corp. Office: 55, Corporate Avenue, Saki Vihar Road, Andheri (E), Mumbai - 400 072 **Website:** www.timechnoplast.com; **Email:** investors@timechnoplast.com

EXTRACT OF AUDITED STANDALONE AND CONSOLIDATED FINANCIAL RESULTS FOR THE QUARTER AND YEAR ENDED 31st MARCH, 2025

(₹ In Lakhs)

S No.	Particulars	Standalone				Consolidated			
		Quarter Ended 31.03.2025 (Audited)	Quarter Ended 31.03.2024 (Audited)	Year Ended 31.03.2025 (Audited)	Year Ended 31.03.2024 (Audited)	Quarter Ended 31.03.2025 (Audited)	Quarter Ended 31.03.2024 (Audited)	Year Ended 31.03.2025 (Audited)	Year Ended 31.03.2024 (Audited)
1	Total income from operations	71,233	78,761	2,66,267	2,63,304	1,46,874	1,39,432	5,45,704	4,99,250
2	Net Profit for the period after tax	5,003	5,458	17,433	15,950	10,952	9,235	38,794	31,044
3	Total Comprehensive Income	5,038	5,454	17,468	15,946	11,126	9,236	38,926	31,082
4	Equity Share Capital (Face Value of ₹ 1 each)	2,269	2,269	2,269	2,269	2,269	2,269	2,269	2,269
5	Reserves (excluding Revaluation Reserve) as per Audited Balance Sheet of the previous year								
6	Earnings Per Share (Face Value of ₹ 1 each)								
	a. Basic	2.20	2.41	7.68	7.04	4.83	4.08	17.10	13.71
	b. Diluted	2.20	2.40	7.68	7.02	4.83	4.07	17.10	13.67
7	Net Worth excluding Revaluation reserve	1,89,697	1,76,820	1,89,697	1,76,820	2,89,214	2,55,044	2,89,214	2,55,044
8	Outstanding Debt	59,904	70,009	59,904	70,009	64,651	74,461	64,651	74,461
9	Debt Equity Ratio	0.32	0.40	0.32	0.40	0.22	0.29	0.22	0.29
10	Debt Service Coverage Ratio	1.13	1.79	2.30	2.91	3.08	3.62	3.31	4.01
11	Interest Service Coverage Ratio	7.85	7.42	7.04	6.59	9.79	8.02	8.63	6.95

Notes: The above is an extract of the detailed format of Quarterly / Annual Financial Results filed with the Stock Exchanges under Regulation 33 of the SEBI (Listing Obligations and Other Disclosure Requirements) Regulations, 2015. The full format of the Quarterly/ Annual Financial Results are available on the Stock Exchange websites www.bseindia.com and www.nseindia.com and www.timechnoplast.com



Place : Mumbai
Date : 27th May 2025

For TIME TECHNOPLAST LIMITED
Bharat Kumar Vageria
Managing Director (DIN: 00183629)

GALA PRECISION ENGINEERING LIMITED				
(Formerly known as GALA PRECISION ENGINEERING PRIVATE LIMITED)				
CIN: L29268MH2009PLC190522				
Registered office: A-801, 8th Floor, Thane One DIL Complex, Ghodbunder Road, Majiwade, Thane, Maharashtra, 400610 Email: info@galagroup.com, Website: www.galagroup.com				
EXTRACT OF STATEMENT OF CONSOLIDATED AUDITED RESULTS FOR THE QUARTER & YEAR ENDED MARCH 31, 2025 (Rs. in Millions, Except EPS)				
PARTICULARS	Quarter ended 31/03/2025 Audited	Quarter ended 31/03/2024 Audited	Year ended 31/03/2025 Audited	Year ended 31/03/2024 Audited
Total income from operations	753.11	574.02	2,378.35	2,025.46
Net Profit / (Loss) for the period (before Tax, Exceptional and/or Extraordinary Items)	113.36	107.14	333.82	275.88
Net Profit / (Loss) for the period before tax (after Exceptional and/or Extraordinary Items)	112.77	82.48	331.26	252.79
Net Profit / (Loss) for the period (after Tax, Exceptional and/or Extraordinary Items)	100.00	68.50	268.42	223.33
Total Comprehensive Income for the period [Comprising Profit / (Loss) for the period (after tax) and Other Comprehensive Income (after tax)]	94.85	70.81	264.36	228.19
Paid up Equity share capital	126.97	101.11	126.97	101.11
Earnings per share (of Rs.10/- each) for continuing operations				
Basic	8.65	7.32	23.23	22.28
Diluted	8.41	7.22	22.56	21.97
Earnings per share (of Rs.10/- each) for discontinuing operations				
Basic	-	(0.54)	-	(0.20)
Diluted	-	(0.54)	-	(0.20)
Reserves (excluding Revaluation Reserve) as on 31st March, 2025 is Rs. 2439.15 Million				
Notes: 1. The above is an extract of the detailed format of Financial Results for the quarter/ year ended 31.03.2025 filed with the Stock Exchanges under Regulation 33 of the SEBI (Listing obligations and Disclosure Requirements) Regulations, 2015. The full format of the financial results are available on the websites of BSE and NSE at www.bseindia.com and www.nseindia.com respectively and on Company's website at www.galagroup.com. 2. Additional Information on standalone financial results is as follows				
PARTICULARS	Quarter ended 31/03/2025 Audited	Quarter ended 31/03/2024 Audited	Year ended 31/03/2025 Audited	Year ended 31/03/2024 Audited
Revenue from operations	753.11	588.73	2,378.35	1,999.11
Profit before tax	113.05	86.49	332.14	250.25
Net Profit after tax	100.22	70.42	269.04	217.40
3. The above results were reviewed by the Audit Committee and approved by the Board of Directors at their meeting held on 27.05.2025				
Place: Mumbai Date : 27th May, 2025			For Gala Precision Engineering Limited Kirit V. Gala Chairman and Managing Director DIN : 01540274	

DELTA MANUFACTURING LIMITED				
Regd. Office: Plot No. B- 87, MIDC Area, Ambad, Nashik - 422010. CIN - L32109MH1982PLC028280 Phone: +91 253 2382238/ 67 Fax: +91 253 2382926 Email ID: secretarial@dmtd.in Website: www.deltamagnets.com				
EXTRACT OF CONSOLIDATED AUDITED FINANCIAL RESULTS FOR THE QUARTER AND YEAR ENDED MARCH 31, 2025 (Figures are Rupees in Lakhs unless specified)				
Sr. No.	Particulars	Quarter ended March 31, 2025 Audited	Year ended March 31, 2025 Audited	Quarter ended March 31, 2024 Audited
1	Total Income from Operations	1,571.97	6,099.52	1,802.68
2	Net Profit / (Loss) for the period (before Tax, Exceptional and/or Extraordinary items #)	(181.65)	(828.41)	(94.96)
3	Net Profit / (Loss) for the period before tax (after Exceptional and/or Extraordinary items #)	(173.06)	(819.82)	(94.96)
4	Net Profit / (Loss) for the period after tax (after Exceptional and/or Extraordinary items#)	(37.33)	(1,208.94)	(292.28)
5	Total Comprehensive Income for the period [Comprising Profit/(Loss) for the period (after tax) and Other Comprehensive Income (after tax)]	(31.79)	(1,225.96)	(267.86)
6	Equity Share Capital	1,085.11	1,085.11	1,085.11
7	Reserves (excluding Revaluation Reserve) as shown in the Audited Balance Sheet of the previous year	-	375.05	-
8	Earnings Per Share (of INR 10/- each) (for continuing and discontinued operations) - Basic : Diluted :	(0.34) (0.34)	(11.14) (11.14)	(2.69) (2.69)
The Financial details on standalone basis are as under : (Figures are Rupees in Lakhs unless specified)				
Particulars	Quarter ended March 31, 2025 Audited	Year ended March 31, 2025 Audited	Quarter ended March 31, 2024 Audited	
Income from Operations	1,571.97	6,099.52	1,802.68	
Profit Before Tax	(186.46)	(797.31)	(94.96)	
Profit After Tax	(18.98)	(1,154.95)	(289.82)	
Notes: a. The above is an extract of the detailed format of Financial Results for the quarter and year ended March 31, 2025 filed with the Stock Exchanges under Regulation 33 of the SEBI (Listing Obligations and Disclosure Requirements) Regulations, 2015. The full format of the Financial Results for the quarter and year ended March 31, 2025 is available on the website of BSE at www.bseindia.com , NSE at www.nseindia.com respectively and on Company's website https://www.deltamagnets.com/dmtd/downloads/Audited%20Financial%20Results-%20Q4%2031.03.2025.pdf The same can be accessed by scanning the QR code provided below. b. # - Exceptional and/or Extraordinary items adjusted in the Statement of Profit and Loss in accordance with Ind-AS Rules / IAS Rules, whichever is applicable				
Place : Mumbai Date : 27.05.2025			For Delta Manufacturing Limited Dr. Ram H. Shroff (Managing Director & Executive Vice Chairman) DIN: 00004865	

पुण्ज नॅशनल बँक	
सर्वकल सखा सेंटर, मुंबई नगर सु.बि.अप. टॉवर, इवा मजला, २५, सर पी.एम. रोड, फोर्ट, मुंबई-४०० ००१ ई-मेल : cs6041@pnbc.co.in	
शुद्धिपत्रक	
दि ३१ मार्च २०२५ (इंग्रजी आणि नववारी (सारांश)) मुंबई मध्ये २०.०५.२०२५ रोजी प्रकाशित सरकारी अधिनियम अंतर्गत तालुक मनेची विक्रीसाठी विक्री सुचनेच्या संदर्भात घ्यावा ज्यामध्ये अनु. क्र. ४ आणि अनु. क्र. ५ अंतर्गत कृपया खालील बदल कोमटित करावा याचा:	
अनु. क्र.	ए) सरकारी अंदाज २००२ चा १३(२) अन्वये यापणी सुचनेची तारीख बी) १३(२) नुसार शुद्धिकृत वकबाकी रक्कम + व्याज आणि प्रभार सी) सरकारी अंदाज २००२ चा १३(२) अन्वये कळवा तारीख डी) कळवा प्रभार ई) सरकारी / प्रत्यक्ष अन्वयीक
४	शा.का. : एमएलसी, मुंबई नगर मे. अनुपम इन्स्टीट्यूट ऑफ बिजनेस प्रॅा. लि.
५	शा.का. : एमएलसी, मुंबई नगर मे. अनुपम इन्स्टीट्यूट ऑफ बिजनेस प्रॅा. लि.
*सर्व इतर अटी आणि शर्ती तसेच राहिल.	
दिनांक : २९.०५.२०२५ ठिकाण : मुंबई	सही/- प्राधिकृत अधिकारी पंचायत नॉनल बँक

DILIGENT MEDIA CORPORATION LIMITED				
Regd. Office : 14th Floor, A Wing, Marathon Futurex, N.M. Joshi Marg, Lower Parel, Mumbai 400013 CIN : L22120MH2005PLC151377 Website: www.dnaindia.com Email: complianceofficer@dnaindia.com Tel: 02271055001 Statement of Annual Audited Financial Results For the Quarter & Year Ended 31 st March, 2025 (Rs. in Lakhs)				
PARTICULARS	Quarter Ended		Year Ended	
	31.03.2025	31.12.2024	31.03.2024	31.03.2024
1) Total Income from continuing operations	566.18	171.25	317.65	1,319.19
2) Net profit/(loss) for the period (before tax)	391.43	286.23	16,391.18	1,387.16
3) Net profit/(loss) for the period after tax	398.11	254.24	12,570.27	1,361.85
4) Total Comprehensive Income for the period (Comprising Profit / (Loss) for the period (after tax) and Other Comprehensive Income (after tax))	400.67	256.21	12,571.11	1,364.13
5) Equity Share Capital	1,177.08	1,177.08	1,177.08	1,177.08
6) Other equity (excluding revaluation reserves)	-	-	-	(25,553.12)
7) Earning per share (face value of Rs. 1/-each) (Not Annualised, except for year end) Basic & Diluted (Rs)	0.34	0.22	10.68	1.16
Notes: 1. The above is an extract of the detailed format of audited financials results filed by the Company with the Stock Exchanges under Regulation 33 of the SEBI (Listing Obligations and Disclosure Requirements) Regulations, 2015 as amended. The full format of the financial results is available on the Stock Exchange websites (www.bseindia.com and www.nseindia.com). 2. The Annual Audited Financial Results of the Company for the fourth quarter and Financial Year ended March 31, 2025 (Financial Results) have been reviewed and recommended by the Audit Committee and were approved by the Board of Directors of the Company at their respective meetings held on May 27, 2025. 3. The financial statement have been prepared in accordance with Indian Accounting Standards (Ind AS), the provisions of the Companies Act, 2013 (the Act), as applicable and guidelines issued by the Securities and Exchange Board of India (SEBI). 4. The Financial Results along with the Auditors' Reports, have been posted on the Company's website at the link https://www.dnaindia.com/investors/quarterly.html and can be accessed by scanning the QR Code.				
Place : Noida Dated : 27.05.2025			For Diligent Media Corporation Limited Sd/- Nagendra Bhandari Executive Director - Finance & CFO DIN: 10021812	

RAVINDRA ENERGY LIMITED

Regd. Office: BC 105, Havelock Road, Camp, Belgaum-590001, Karnataka, India
Tel. No: +91-831-2406600 | Fax No: +91-831-2443224 | CIN: L40104KA1980PLC075720 | Website: www.ravindraenergy.com

STATEMENT OF AUDITED STANDALONE & CONSOLIDATED FINANCIAL RESULTS FOR THE QUARTER AND YEAR ENDED 31ST MARCH 2025 (₹ in Million, except per share data)

S. No.	Particulars	Standalone		Consolidated	
		Quarter ended		Quarter ended	
		March 31, 2025 (Audited)	December 31, 2024 (Unaudited)	March 31, 2025 (Audited)	December 31, 2024 (Unaudited)
1	Revenue from Operations	1,415.30	390.22	158.18	606.42
2	Net Profit before tax (before Exceptional Items)	249.11	69.35	59.88	107.50
3	Net Profit before tax (after Exceptional Items)	92.95	69.35	59.88	137.65
4	Net Profit after tax (after Exceptional Items)	104.49	69.35	60.14	136.49
5	Total Comprehensive Income for the period (Comprising Profit/(Loss) for the period (after tax) and Other Comprehensive Income (after tax))	104.17	59.49	60.16	128.64
6	Equity Share Capital (Face Value of ₹ 10/- each)	1,788.04	1,788.04	1,544.80	1,788.04
7	Other Equity			1,715.38	(91.25)
8	Earnings Per Share (Face Value of ₹ 10/- each) (not annualised) (In ₹)				
(i) Basic		0.63	0.37	0.41	0.74
(ii) Diluted		0.63	0.37	0.41	0.74

Note: The above is an extract of the detailed format of financial results filed with the stock exchanges under Regulation 33 of the SEBI (Listing Obligations and Disclosure Requirements) Regulations, 2015. The full format of the audited financial results are available on the stock exchanges websites www.bseindia.com; www.nseindia.com and on company's website www.ravindraenergy.com. Financial Results along with the Auditor's Report can be accessed by scanning the QR code.



Place : Mumbai
Date : May 27, 2025

For Ravindra Energy Limited
Sd/-
Vidya Murkumbi
Executive Chairperson
DIN: 00007588

MODISON LIMITED

नोंद. कार्यालय: ३३-नरिमन भवन, २२७-नरिमन पॉइंट, मुंबई-४०० ०२१.

दूर.: +९१ २२ २२०२ ६४३७, फॅक्स: +९१ २२ २२०४ ८००९, ईमेल: shareholder@modison.com, वेब: www.modison.com

सीआयएन: एल५१९००एमएच१८८३पीएलसी०२९७८३

३१ मार्च, २०२५ रोजी संपलेली तिमाही आणि वर्षाकरिता अलिप्त आणि एकत्रित लेखापरिचित वित्तीय निष्कर्षांचा उतारा (इंग्रिस सोडून रु. लाखात)

तपशील	अलिप्त				एकत्रित			
	संपलेली तिमाही		संपलेले वर्ष		संपलेली तिमाही		संपलेले वर्ष	
	३१.०३.२०२५ लेखापरिचित	३१.१२.२०२४ अलेखापरिचित	३१.०३.२०२४ लेखापरिचित	३१.०३.२०२५ लेखापरिचित	३१.०३.२०२४ लेखापरिचित	३१.१२.२०२४ अलेखापरिचित	३१.०३.२०२४ लेखापरिचित	३१.०३.२०२५ लेखापरिचित
वर्तवर्तनातून एकूण उत्पन्न (निव्वळ)	१३,१६२.६९	१२,१३४.९८	११,३९८.६७	४९,३४९.५४	४०,५२३.००	१२,१६३.०२	११,९१९.११	४०,५२४.९९
व्याज, कर आणि घसारा पूर्व प्रामा (ईबीआयटीडीए)	१,७१४.१६	१,१२९.५६	१,१२३.४५	४,७३८.३५	३,८२२.४१	१,७१४.२७	१,१२९.३७	४,१२३.८६
कालावधीसाठी निव्वळ नफा/(तोटा) (कर, अपवादात्मक आणि/किंवा अनन्यसाधारण बाबीपूर्वी)	१,२८३.९८	७८८.०४	७१६.५०	३,४६२.४२	२,३५२.४४	१,२८३.७५	७८९.७२	३,४५४.११
कालावधीसाठी करपूर्व निव्वळ नफा/(तोटा) (अपवादात्मक आणि/किंवा अनन्यसाधारण बाबीनंतर)	१,३०३.७७	७८५.९४	८५५.९१	३,३५४.१०	२,११९.८२	७८५.७२	८५६.३२	३,३५४.५९
कालावधीसाठी करोतर निव्वळ नफा/(तोटा) (अपवादात्मक आणि/किंवा अनन्यसाधारण बाबीनंतर)	१५३.८०	५८०.९९	६१५.३३	२,४६८.०२	२,१३४.३३	१५३.२९	५८१.१६	२,४६८.१५
समभाग भांडवल	३२४.५०	३२४.५०	३२४.५०	३२४.५०	३२४.५०	३२४.५०	३२४.५०	३२४.५०
ट्रन्स इन्वेटी	-	-	-	२१,३३१.०१	२०,०१०.७७	-	-	२१,३३३.०९
ट्रन्स समभाग प्रामा/(ईईएस) (प्रत्येकी रु.१/-चे) (अवार्चि)	२.१४	१.७९	१.१०	७.६१	६.५८	२.१४	१.७९	७.६१
मूलभूत व सौम्यिकृत	२.१४	१.७९	१.१०	७.६१	६.५८	२.१४	१.७९	७.६१