GALA
PRECISION ENGINEERING

INVESTOR PRESENTATION

NOVEMBER 2025

SNAPSHOT

30+
Years of Operations

175+
Customers

750+
SKUs

Exporting to
25+
Countries

Domestic Renewal DSS
Market Share
70%

Certified by
ISO 9001:2015/ 14001: 2015/ 45001: 2018 IATF16949
Quality standards

Revenue
23%
CAGR 2021-25

EBITDA
36%
CAGR 2021-25

PAT
84%
CAGR 2021-25



COMPANY OVERVIEW

COMPANY OVERVIEW

- Gala Precision Engineering is a renowned and preferred manufacturer of precision components in India.
- The company is supported by an experienced management team and a diverse, skilled workforce, driving consistent financial growth, operational efficiency, and high levels of repeat business.
- Leading manufacturer of Special Fastening Solutions (SFS) like High Tensile Fasteners such as Studs, Anchor Bolts, Cross Bolts, Hex Bolts, Nuts, Gallock Wedge Lock and Grip Lock Washers, as well as Disc & Strip Springs (DSS) and Coil & Spiral Springs (CSS), comprising of an extensive portfolio of 750+ SKUs.
- A diversified customer profile with more than 175 customers, with key clientele including major OEMs, Tier-1 & Channel Partners across various industries like Renewable Energy, Industrials, and Mobility.
- Exporting to more than 25 countries with an office in Frankfurt, Germany, and export revenues contributing to 35% in H1-FY26.
- State-of-the-art manufacturing facilities, complemented by in-house tool design and development capacities, offer both scalability and flexibility, providing comprehensive solutions to its clients.

Operational Revenue & EBITDA Margins (%)

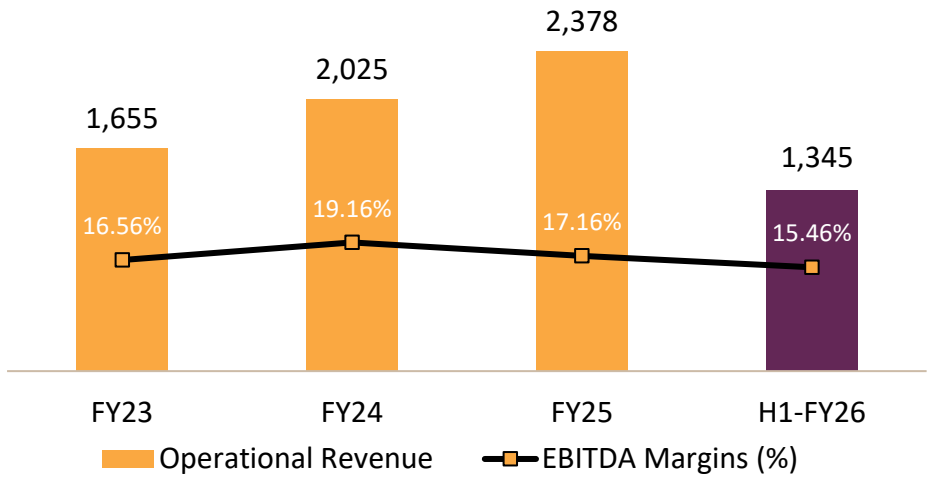

Product Break Up (H1-FY26)

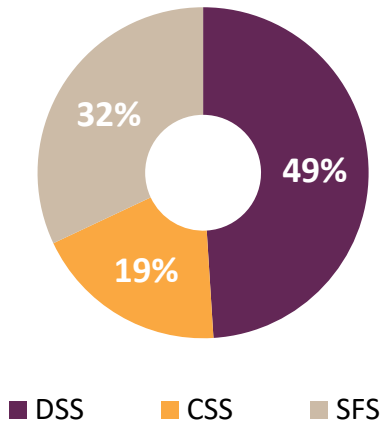

End User Industry Revenue Break Up (H1-FY26)

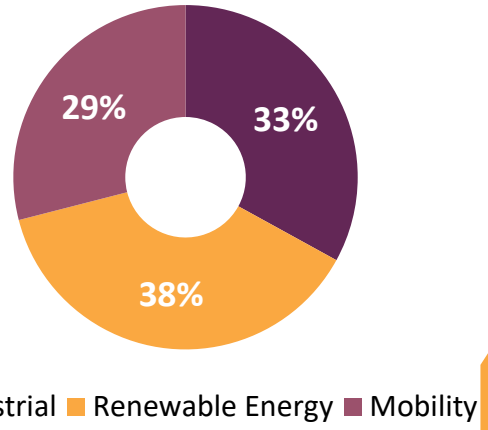

JOURNEY SO FAR

1989
Established itself as manufacturers of Disc Springs & Mass Finishing Systems in India

2013
Started offering complete range of Parts washing and cleaning systems including Ultrasonic cleaning

2014
Expanded products range of Disc springs by adding Bearing series Disc springs and Serrated washers

2015
Development of Spring assemblies for Power sector. Development of Spiral springs and Brush springs

2016
New Plant commissioned for coil springs. Award from ABB, Germany for disc springs as one of their top 10 suppliers

2017
Best Supplier award for Quality & Delivery Performance from leading Automotive Transmission manufacturer Endurance Technologies for Strip Springs

2018
Gallock Supplies started to Indian Railways

2020
Started supplying Compression springs for Metro Rail for a European customer, on approval in their German Lab

2022
Export started of fastener to USA and Europe markets. Purchased land in Vallam-Vadagal, SIPCOT, Sriperumbuddur, Tamil Nadu for future expansion of fastener business.

2023
Sold manufacturing of and activities relating to Surface Engineering Solutions (“SES”)

2024
Company got listed on BSE & NSE

2025
Commissioning of new plant at Vallam Vadaghal, at SIPCOT Sriperumbuddur, near Chennai

BOARD OF DIRECTORS

KIRIT GALA
CHAIRMAN & MD

- BE (Mech), MMS (Marketing) (Mumbai University)
- Speaks on topics : next generation of professional entrepreneurs, change management in VUCA world and strategy shastra

BALKISHAN JALAN
WHOLE TIME DIRECTOR (EXECUTIVE)

- Chartered Accountant-ICAI, B.com (Mumbai University)
- More than 25 years of industry experience
- Awarded as SAP ACE Excellence Awards (2010)

SATISH KOTWANI
WHOLE TIME DIRECTOR (MARKETING)

- Diploma in mechanical engineering from Board of Technical Examinations, Maharashtra (1991).
- Diploma in marketing management from the Bombay Institute of Management Studies (1996)

RAJENDRA GOGRI
NON-EXECUTIVE DIRECTOR

- Chairman & MD of listed company Aarti Industries Limited
- B Tech (Chemical)- Institute of Chemical Technology
- Recipients of UDCT Alumnus Award (1995)

SNEHAL SHAH
INDEPENDENT DIRECTOR

- PGDM (IIM-Bangalore), BE (Electrical)
- Associated with Fairwinds Asset Managers Limited as a Consultant

NEHA GADA
INDEPENDENT DIRECTOR

- Chartered Accountant- ICAI, B.com (Mumbai University), Limited Insolvency Examination from IBBI
- Awarded 1st place as a CA Woman Independent Director by ICAI (2023)
- In 4 Listed Companies, serve as an Independent Director

VARSHA GALVANKAR
INDEPENDENT DIRECTOR

- B.com (Mumbai University)
- Director at Ghalla Bhansali Consultancy Private Limited
- More than 31 years of professional experience

SUDHIR GOSAR
INDEPENDENT DIRECTOR

- B.tech (IIT-Bombay)
- More than 33 years of professional experience

GEOGRAPHICAL PRESENCE

H1-FY26 Geographical Sales (%)

AWARDS / CERTIFICATIONS & ACCREDITATIONS

GALA PRECISION ENGINEERING

Year	2015	2018	2018	2023
Customer	ABB	ENDURANCE Complete Solutions	ZF, Rane, TRW	WÜRTH INDUSTRY
Recognition	Supplier of the year(DSS)	Gold Category Award	Appreciation certificate for positive Accomplishments	High Quality & reliability supplier

Year	2017	2019	2020	2021	2022	2023	2024	2025
Institute	EEPCINDIA ENGINEERING THE FUTURE	Indian Machine Tool Manufacturers' Association	Quality Circle Forum of India Mumbai Chapter	Quality Circle Forum of India	CII Confederation of Indian Industry	Great Place To Work.	Great Place To Work.	Great Place To Work.
Recognition	Star performer	Certificate of Merit	Silver Award, CCQC-20, Mumbai	Par Excellence	Best Energy Efficient Case Study	Category-Mid Size Organizations	India's Best Workplace in Manufacturing (Top 26-50)	Ranked among the top 25 Best Workplaces in Mid-Size Manufacturing 2025

MARQUEE CLIENTS

GALA PRECISION ENGINEERING

RENEWABLE ENERGY

- Vestas
- GE VERNOVA
- ENERCON ENERGIE FÜR DIE WELT
- SENVION wind energy solutions
- Regal Rexnord

INDUSTRIAL

- Schneider Electric
- LARSEN & TOUBRO
- John Deere India Pvt Ltd
- WÜRTH
- legrand
- LPS BOSSARD Proven Productivity
- BUFAB

MOBILITY

- SCHAEFFLER
- Wabtec CORPORATION
- HITACHI Astemo
- ENDURANCE Complete Solutions
- EXEDY RACING CLUTCH
- MSL

MANUFACTURING FACILITIES

GALA PRECISION ENGINEERING

FEW OF THE IN–HOUSE MANUFACTURING CAPABILITIES

- Tool Design & Development
- Blanking & Forming
- Coiling
- Heat Treatment
- Shot Peening
- Grinding
- Thread Rolling
- CNC Machining

Manufacturing Plant at Wada, Near Mumbai, Maharashtra	
Spread Across (Land Area)	28,800 Sq Mtrs

Manufacturing Plant Near Chennai, Tamil Nadu	
Spread Across (Land Area)	6,718 Sq Mtrs

WADA PLANT, NEAR MUMBAI, MAHARASHTRA

VALLAM PLANT, NEAR CHENNAI, TAMIL NADU



BUSINESS OVERVIEW

VALUE CHAIN

RAW MATERIAL	COMPONENTS	APPLICATIONS	END-USER INDUSTRIES
 Steel Sheets Steel rods	 DSS & WLW	**Renewables:** Yaw brakes, thrust bearing mechanism **Industrial:** Transmission lines, dampening spring, elevator safety brakes **Mobility:** Couplers and brakes	**Renewables:** Wind turbines & hydroelectric power plants **Industrial:** Electricals, heavy machinery, & off-highway vehicles **Mobility:** Automobiles & Railways
Steel wires	CSS	**Industrial:** Actuators **Mobility:** Transmission, brakes, seating	**Industrial:** Control valves, off-highway vehicles **Mobility:** Automobiles, commercial vehicles & railways
Steel rods	SFS	**Renewables:** Foundation, tower, hydroelectric plants **Industrial:** Bridges **Mobility:** Railway tracks and bridges	**Renewables:** Wind turbines, hydroelectric power plants & solar panels **Industrial:** Off-highway vehicles, heavy machinery & electricals **Mobility:** Railways

TOTAL ADDRESSABLE MARKET (TAM)

PRODUCTS	RENEWABLE ENERGY		INDUSTRIAL				MOBILITY	
	Wind Energy	Hydroelectric	Off-highway	Heavy Machinery	Infrastructure	Electrical	Automotive	Railways
DSS & WLW	●	●	●	●		●	●	●
CSS			●		●		●	●
SFS	●	●	●	●	●	●	●	●

DISC SPRING & WEDGE LOCK WASHERS



Disc Springs

Wedge Lock Washers



Strip Springs

- Disc spring, Strip Springs and fastening solutions used in industrial applications requiring force exertion. They offer significant spring forces in a compact design.
- These solutions are specifically designed for industrial applications, ensuring secure, vibration-resistant joints with exceptional longevity and reliability.
- Strip springs are precision-stamped components made from spring or stainless steel, designed to store and release energy under load.
- Disc springs developed through collaboration with German universities, focusing on high performance and excellent fatigue life under stress.
- Providing over 100 standard sizes (ex-stock) and online selection software, allowing for reduced spring sizes while meeting load and deflection requirements.
- **The installed capacity for DSS is 225,517,000 units, with an 85% utilization rate, contributing to 51% of the company's total revenue in FY2025.**

RENEWABLE ENERGY



INDUSTRIAL

MOBILITY

COIL AND SPIRAL SPRINGS (CSS)

Coil Springs

Spiral Springs

- Coil Mechanical devices that store potential energy are made from wire twisted into a spiral shape, with various steel types to meet specific requirements.
- Began manufacturing CSS in 2015, utilizing expertise to produce springs for critical applications.
- CSS solutions are used in automotive, off-highway vehicles, commercial vehicles, and industrial infrastructure.
- Spiral Springs are made from rectangular metal strips wound into a flat spiral, designed to store and release rotational energy as torque.
- Spiral springs offer high durability, optimal space efficiency, various surface treatments, and cost options while meeting strict tolerances.
- **The installed capacity for CSS is 20,941,200 units, with a 78% utilization rate, contributing to 21% of the company's total revenue in FY2025.**

MOBILITY

Automotive



Railways

INDUSTRIAL

SPECIAL FASTENING SOLUTIONS (SFS)

Anchor bolts

Studs

Nuts

- Fasteners are hardware devices used to join or affix objects together, generally creating non-permanent joints.
- The company manufactures custom-made fasteners like studs, anchor bolts, and nuts, used in industries such as renewable energy, railways, off-highway vehicles, electrical, and heavy machinery.
- The company holds a 15% market share in the domestic specialized fastener solutions (SFS) market for wind turbines.
- **Specialty Fasteners and Systems has an installed capacity of 420,000 units with a capacity utilization of 70% in FY2025.**

RENEWABLE

Wind Turbine



Hydro Electric Power Plant





STRATEGIC OVERVIEW

KEY COMPETITIVE STRENGTHS

GALA PRECISION ENGINEERING

Well established manufacturer of precision engineering components with diversified product portfolio and diverse market

01

Long-standing customer relationships with both Indian and global OEM and Tier 1 players

02

Well-equipped manufacturing facilities along with in-house design and other capabilities which offer scale, flexibility and comprehensive solutions

03

Experienced management team supported by large, diverse and skilled work force

04

Track record of consistent financial growth and performance characterized by operational efficiency and high repeat business

05

STRATEGIC EXPANSION

RAMPING UP EXISTING CAPACITY AT WADA, NEAR MUMBAI, MAHARASHTRA

DSS facility

Current Installed Capacity (no's)	Capacity Utilization
225,517,000	85%

CSS facility

Current Installed Capacity (no's)	Capacity Utilization
20,941,200	78%

SFS Facility

Current Installed Capacity (no's)	Capacity Utilization
420,000	70%

CAPEX FROM IPO PROCEEDS	WADA PLANT, NEAR MUMBAI, MAHARASTRA :	VALLAM PLANT, NEAR CHENNAI, TAMIL NADU :
	₹ 111 Mn	₹ 370 Mn

NEW CAPACITY AT VALLAM, NEAR CHENNAI, TAMIL NADU

Proposed Capacity	Area Sq Mtrs	Vallam – Vadagal
4,600 MT	4,000	SIPCOT

STRATEGIC LOCATION ADVANTAGE

- Customers in close proximity
- Local job work vendors
- Nearby suppliers for raw material procurement

FUTURE GROWTH STRATEGIES

GALA PRECISION ENGINEERING

01

Strengthening our core capabilities in precision engineering for sustainability

02

Moving up the value chain from niche markets to large addressable markets

03

Leverage in-house design and development capabilities to grow our product offerings and capitalize on future trends

04

Strengthen relationships with our existing customers and expand customer base

05

Expand manufacturing capacity at our existing facilities and set-up additional strategically located facility

INDUSTRY OVERVIEW

DOMESTIC AND GLOBAL MARKET SIZE

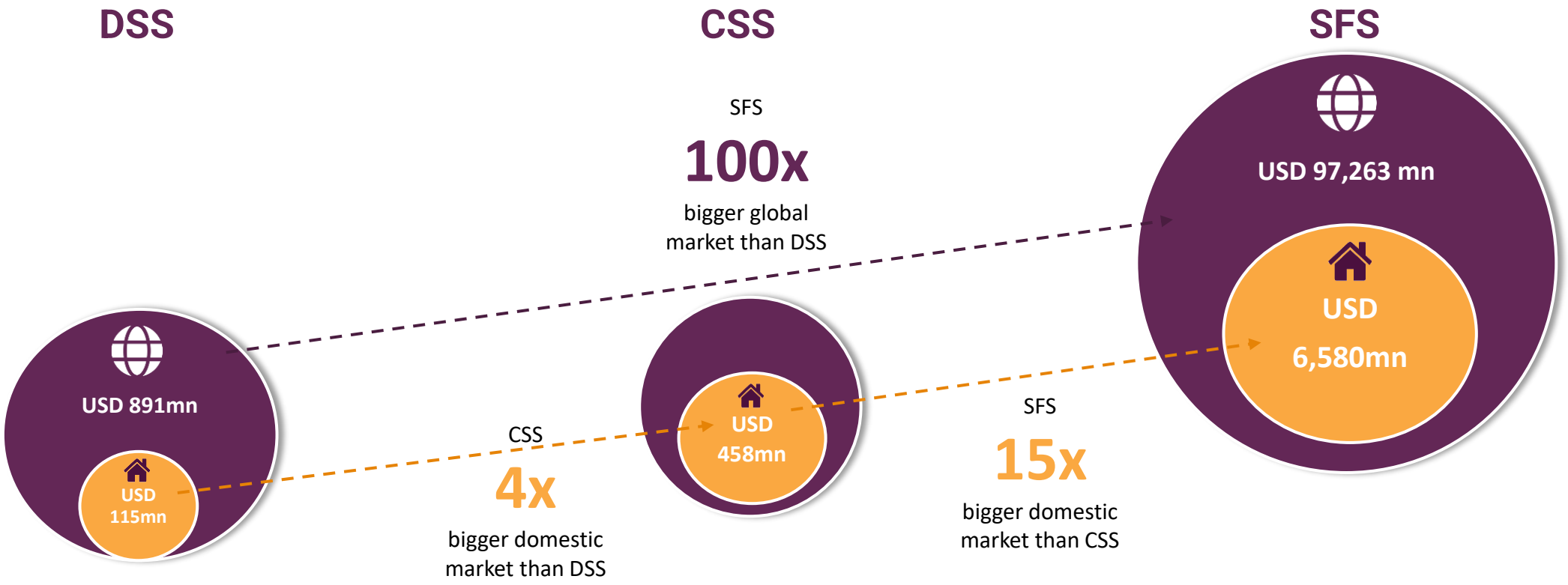

DSS

Started manufacturing of **DSS products**

1989

Global Market
CAGR CY24-CY26E
6.0%

Domestic Market
CAGR FY24-FY27E
6.6%

CSS

Started manufacturing of **CSS products**

2015

Domestic Market
CAGR FY24-FY27E
9.8%

SFS

Started manufacturing of **SFS products**

2018

Global Market
CAGR CY24-CY26E
6.7%

Domestic Market
CAGR FY24-FY27E
18.0%

DISC & STRIP SPRINGS AND WEDGE LOCK WASHERS

DISC & STRIP SPRINGS (DSS) INCLUDING WEDGE LOCK WASHERS (WLW)

End Industry Application (USD Mn)

CAGR FY23-26E

Global (%) 6.2%

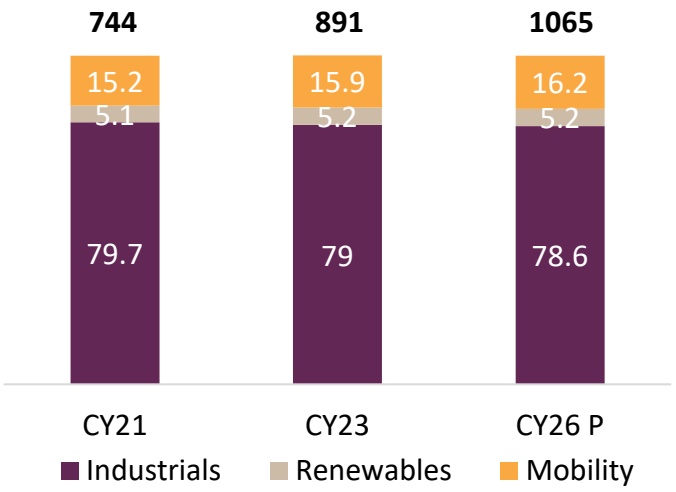

CAGR FY23-27E

Indian (%) 6.1%

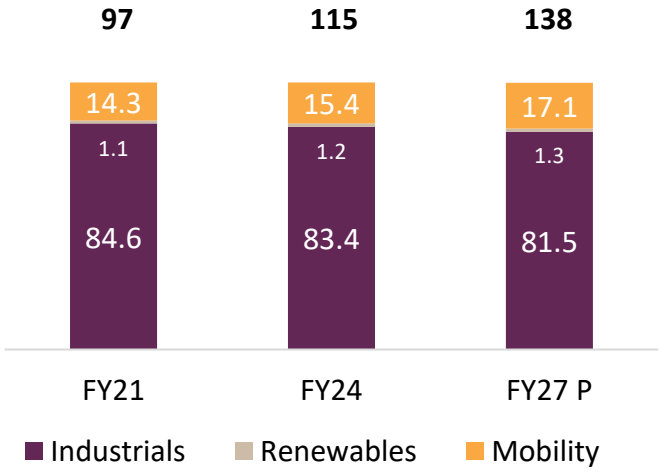

Source: 1Lattice Industry Report

GROWTH DRIVERS

- Equipment used in manufacturing and infrastructure contribute maximum revenue share
- Increase in steel demand on account of rapid urbanization & construction needs
- Increase consumption of passenger vehicle and increase capex toward Railway industry to fuel demand for precision products
- Government favorable policies in conjunction with private capex in renewable sector such has wind and hydro has provided impetus precision products.

COIL SPRINGS & SPIRAL SPRINGS

COIL SPRINGS & SPIRAL SPRINGS

End Industry Application (USD Mn)

CAGR FY24-27E

Indian (%) 9.8%

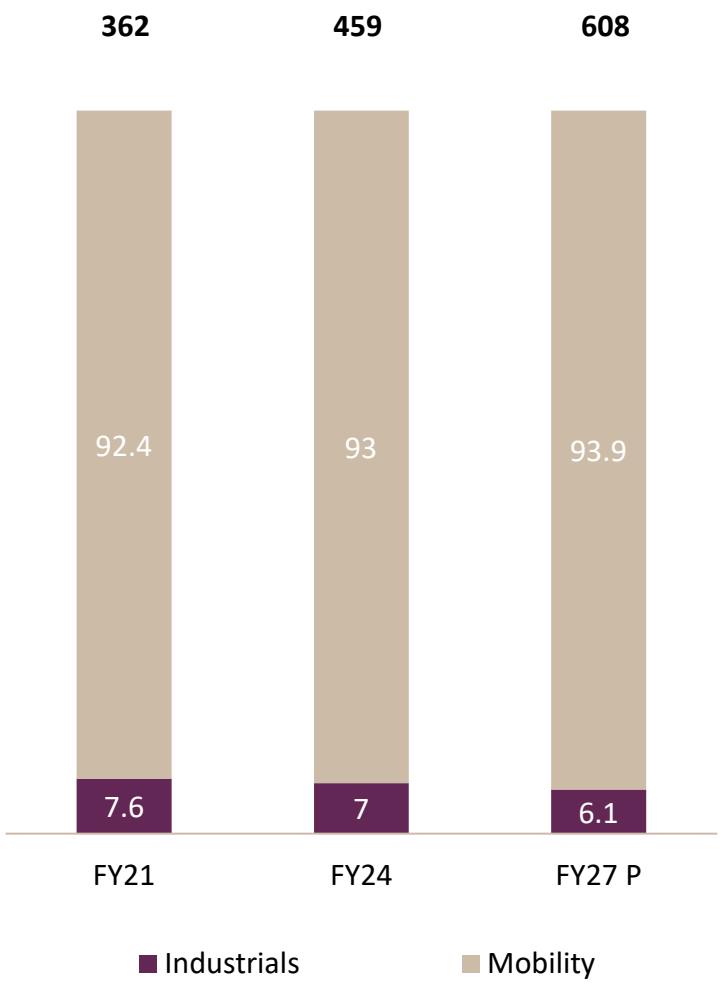

GROWTH DRIVERS

Coil spring assistance is essential for suspensions, engines, clutch, seat recliners and in-cabin shock absorbers in vehicles resulted in significant growth of the coil spring market

Upgradation of Indian railway system to high-speed rail and increased investment in metro rail has been instrumental in fueling demand for railway infrastructure

Rapid Urbanization will one of the determinant for demand of CSS products

PLI Scheme, import substitute, Urban Infrastructure will be key driver of CSS products in Industrial segment

Increase demand such as tractors, mowers, deep tillage equipment and spraying equipment has fuel demand for coil spring in advance mechanization of agriculture

Source: 1Lattice Industry Report

SPECIAL FASTENING SOLUTIONS (SFS)

END INDUSTRY APPLICATION (USD Mn)

End Industry Application (USD Mn)

CAGR FY23-26E

GLOBAL (%) 6.7%

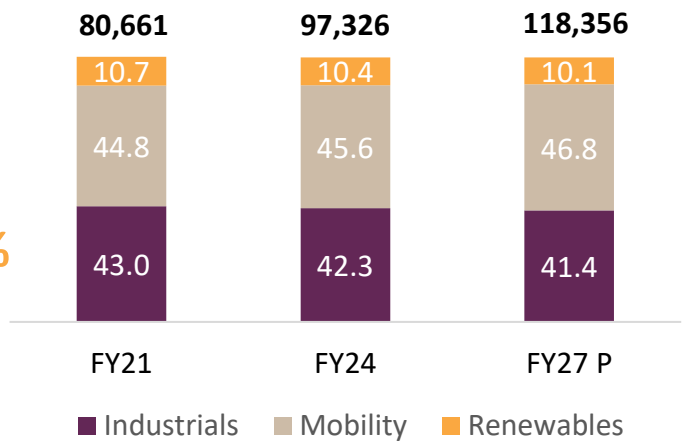

CAGR FY23-27E

INDIAN (%) 18.0%

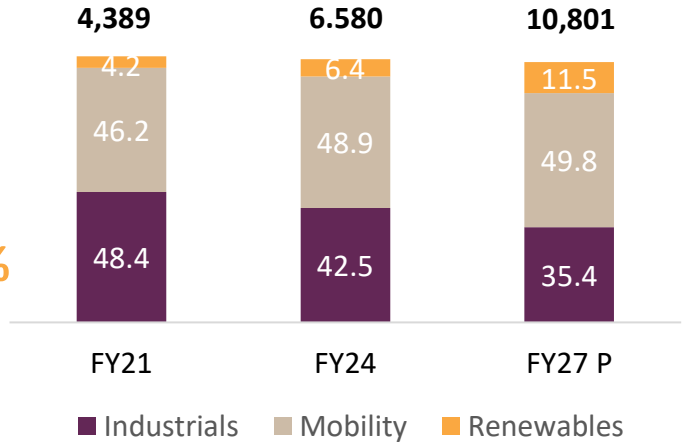

GROWTH DRIVERS



Renewable sources are projected to contribute 95% to the increased global power capacity from CY21-26.
Rising demand for renewable energy will also lead to an increased need for fasteners used in constructing wind turbines, hydroelectric plants, and solar farms

Various government are focusing on replacing old age infrastructure with modern infrastructure thus fueling demand for fastening solutions

Government focus on infrastructure has led to increase in mining activity and construction has aided demand for fasteners

Source: 1Lattice Industry Report

FURTHER OPPORTUNITIES IN DIFFERENT INDUSTRY

Note(s): CSS segment is not a focus area for us globally.

Product Category	Global Market Size (CY23 in US$M)	Domestic Market Size (FY23 in US$M)	Segment	Global Market Size (CY23 in US$M)	Domestic Market Size (FY23 in US$M)	Sub-segment	Global Market Size (CY23 in US$M)	Domestic Market Size (FY23 in US$M)
DSS + Wedge Lock Washers	891.2	114.8	Renewable energy	45.9	1.4	Renewable energy	45.9	1.4
			Industrial	703.9	95.8	Off-highway	397.5	77.4
						Electrical Equipment	281.5	17.5
						Heavy machinery	24.8	0.9
			Mobility	141.4	17.7	Mobility	141.4	17.7
CSS	NA	458.5	Industrial	NA	31.9	Off-Highway	NA	21.2
						Infrastructure	NA	10.8
			Mobility	NA	426.6	Commercial Vehicles	NA	22.6
						Automotive	NA	404.1
SFS	97,325.5	6,580	Renewable energy	10,154.6	424.4	Renewable energy	10,154.6	424.4
			Industrial	41,184.3	2,799.1	Off-highway	3,953.8	539.5
						Electrical Equipment	1,226.1	61.7
						Heavy machinery	36,004.4	2,197.8
			Mobility	44,427.9	3,217.3	Railway	5,561.1	1,236.1
						Automotive	38,866.8	1,981.2
			Others	1,558.8	139.3	Others	1,558.8	139.3
Total	**98,217**	**7,153**		**98,217**	**7,153**		**98,217**	**7,153**



FINANCIAL OVERVIEW

UPDATE ON IPO PROCEEDS

Funds Proceeds

Particular	Amount (INR Mn)
Received in Monitoring account from Public Account (A)	1,212.4
Total Balance utilized for payment (Breakup given below)	720.6
FD created in HDFC Bank	444.8
FD created in Yes Bank	45.0
Interest earned	2.0
Total (B)	1,212.4
Balance in the Monitoring Account A-B	0.0

Funds Deployment

Particular	Amount to be funded from the net proceeds (INR Mn)	Amount Utilized (INR Mn)	Balance Available (INR Mn)
Loan repayment	454.3	454.3	-
Chennai CAPEX	370.0	198.2	171.8
Wada CAPEX	110.7	61.3	49.4
General Corporate Purposes	277.4	6.9	270.5
Total	1,212.4	720.6	491.8

HISTORICAL CONSOLIDATED STATEMENT OF PROFIT & LOSS

Particulars (INR Mn)	FY23	FY24	FY25	H1-FY26
Revenue from Operations	**1,655**	**2,025**	**2,378**	**1,345**
Total Expenses	1,381	1,637	1,970	1,137
EBITDA	**274**	**388**	**408**	**208**
EBITDA Margin (%)	***16.56%***	***19.16%***	***17.16%***	***15.46%***
Other Income	16	18	44	27
Depreciation	61	69	80	45
Finance Cost	52	61	38	11
Profit before Exceptional Items and Tax	**177**	**276**	**334**	**179**
Exceptional Items (Net)	98	(23)	(3)	(2)
PBT	**275**	**253**	**331**	**177**
Tax	33	33	63	28
Non – Controlling Interest	-	(3)	-	
PAT before Exceptional Item	**144**	**246**	**271**	**151**
PAT Margin before Exceptional Item (%)	***8.70%***	***12.15%***	***11.40%***	***11.23%***
PAT after Exceptional Item	**242**	**223**	**268**	**149**
PAT Margin after Exceptional Item (%)	***14.62%***	***11.01%***	***11.27%***	***11.08%***
Other Comprehensive Income	2	5	(4)	(2)
Total Comprehensive Income	**244**	**228**	**264**	**147**
EPS (INR)(not annualised)	23.56	21.77	22.56	11.44

HISTORICAL CONSOLIDATED BALANCE SHEET

Particulars (INR Mn)	FY23	FY24	FY25	H1-FY26
EQUITY AND LIABILITIES				
Equity				
Equity Share Capital	25	101	127	128
Other Equity	811	947	2,440	2,590
Non Controlling Interest	-	(3)	(4)	(4)
Total Equity	**837**	**1,045**	**2,563**	**2,714**
LIABILITIES				
Non-Current Liabilities				
Financial Liabilities				
-Borrowings	205	92	11	9
- Lease liabilities	15	11	7	5
- Other Financial Liabilities				
Provisions	46	54	69	63
Deferred Tax Liabilities (Net)	37	9	5	8
Current Liabilities				
Financial Liabilities				
- Borrowings	381	458	220	221
- Lease liabilities	3	3	4	4
- Trade Payables				
(A) total outstanding dues of micro & small enterprises	7	3	8	2
(B) total outstanding dues other than micro & small enterprises	74	133	175	206
- Other Financial Liabilities	84	38	70	102
Other Current Liabilities	9	36	58	82
Provisions	6	5	7	17
Current Tax Liabilities (Net)	-	-		
Total Liabilities	**867**	**842**	**634**	**719**
Total Equity And Liabilities	**1,704**	**1,887**	**3,197**	**3,433**

Particulars (INR Mn)	FY23	FY24	FY25	H1-FY26
ASSETS				
Non-Current Assets				
Property, Plant and Equipment	382	413	607	644
Right of use assets	50	45	41	40
Capital Work-in-Progress	13	32	66	129
Investment Property	-	-	-	
Goodwill	-	-	-	
Other Intangible Assets	177	186	189	171
Intangible assets under development	35	33	39	79
Other Financial Assets	9	11	57	59
Non-Current Tax assets (net)	11	7	13	8
Other non-current assets	7	17	44	66
Current Assets				
Inventories	558	577	724	954
Financial Assets				
- Trade Receivables	300	470	709	627
- Cash and cash Equivalents	5	14	15	10
- Bank balances other than cash and cash equivalents	115	27	579	475
- Loans	6	1	3	3
- Others financial assets	4	17	23	21
Other current assets	34	37	88	147
TOTAL ASSETS	**1,704**	**1,887**	**3,197**	**3,433**

FINANCIAL PERFORMANCE

Revenue from Operations (INR Mn)

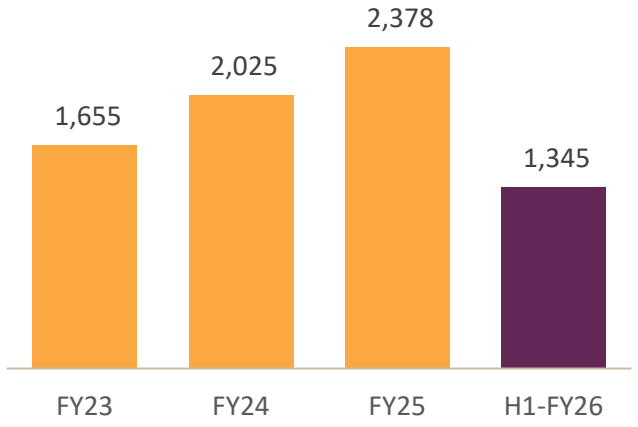

EBITDA (INR Mn) & EBITDA Margins %

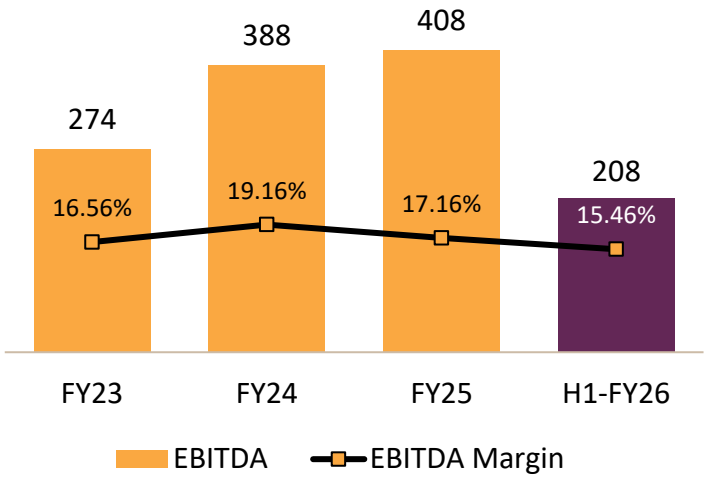

PAT (INR Mn) & PAT Margins % *

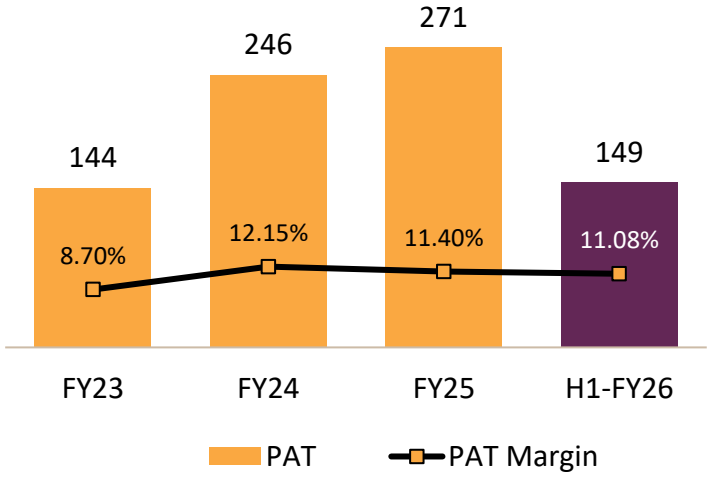

Net Worth (INR Mn)

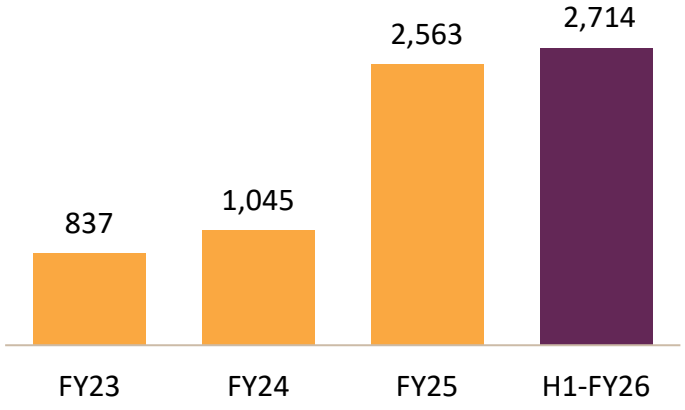

Working Capital Days

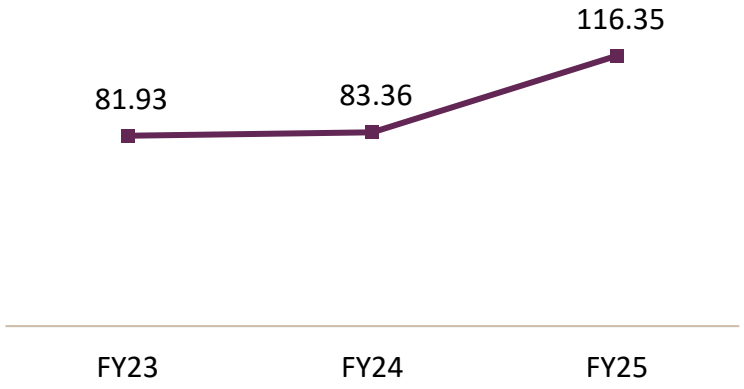

ROE* & ROCE %

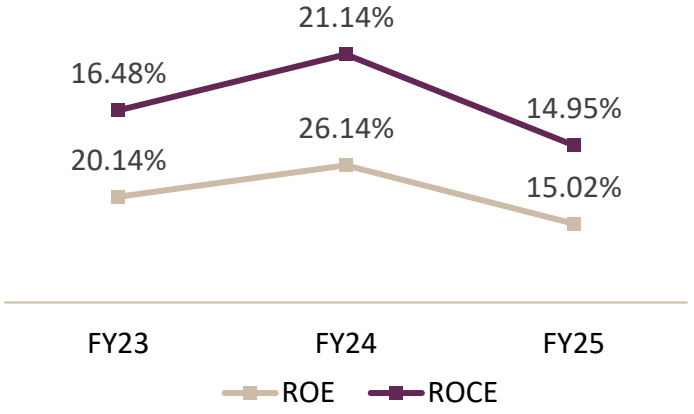

* - PAT, PAT margins & ROE calculations excludes exceptional items

CAPITAL MARKET SLIDE

1 Year Stock Performance (up to 30th September, 2025)

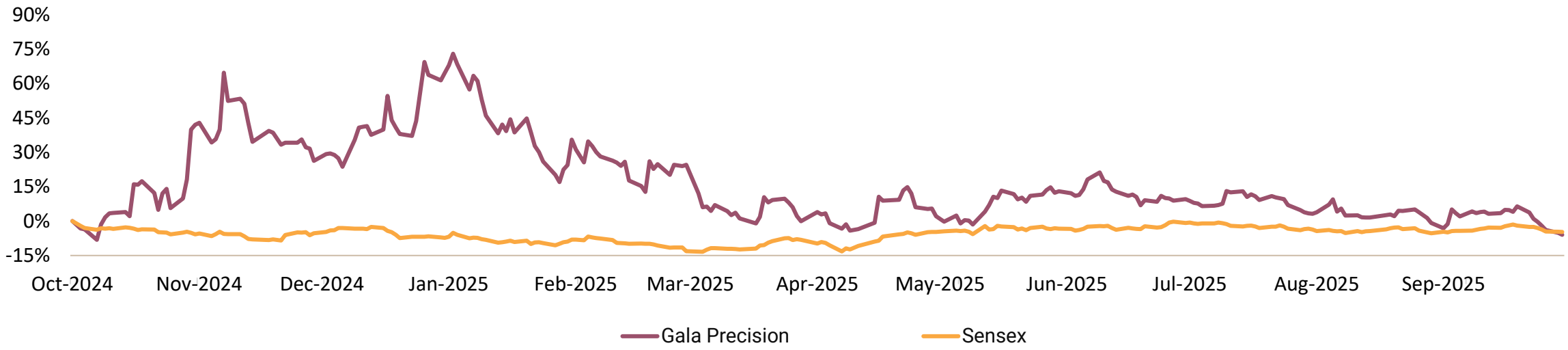

Market Data (As on 30th September, 2025)

Particulars	INR
Face Value	10.00
CMP	751.45
52 Week H/L	1,480.80 / 700.00
Market Capitalization (Mn)	9,581.19
Shares O/S (Mn)	12.75

Shareholding Pattern (As on 30th September, 2025)

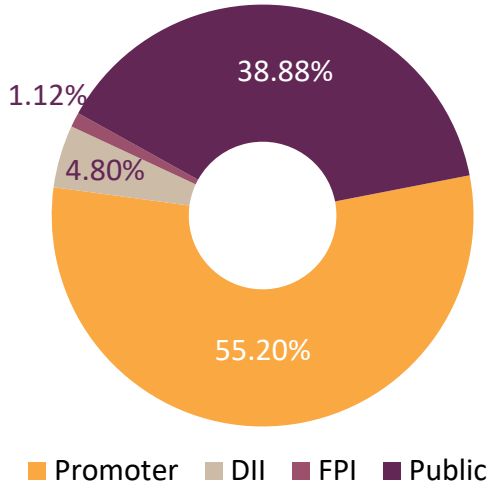

DISCLAIMER

Gala Precision Engineering Limited:

This presentation and the accompanying slides (the "Presentation"), which have been prepared by Gala Precision Engineering Limited (the "Company"), have been prepared solely for information purposes and do not constitute any offer, recommendation or invitation to purchase or subscribe for any securities, and shall not form the basis or be relied on in connection with any contract or binding commitment whatsoever. No offering of securities of the Company will be made except by means of a statutory offering document containing detailed information about the Company.

This Presentation has been prepared by the Company based on information and data which the Company considers reliable, but the Company makes no representation or warranty, express or implied, whatsoever, and no reliance shall be placed on, the truth, accuracy, completeness, fairness and reasonableness of the contents of this Presentation. This Presentation may not be all inclusive and may not contain all of the information that you may consider material. Any liability in respect of the contents of, or any omission from, this Presentation is expressly excluded.

This presentation contains certain forward looking statements concerning the Company's future business prospects and business profitability, which are subject to a number of risks and uncertainties and the actual results could materially differ from those in such forward looking statements. The risks and uncertainties relating to these statements include, but are not limited to, risks and uncertainties regarding fluctuations in earnings, our ability to manage growth, competition (both domestic and international), economic growth in India and abroad, ability to attract and retain highly skilled professionals, time and cost over runs on contracts, our ability to manage our international operations, government policies and actions regulations, interest and other fiscal costs generally prevailing in the economy. The Company does not undertake to make any announcement in case any of these forward looking statements become materially incorrect in future or update any forward looking statements made from time to time by or on behalf of the Company.

Valorem Advisors Disclaimer:

Valorem Advisors is an Independent Investor Relations Management Service company. This Presentation has been prepared by Valorem Advisors based on information and data which the Company considers reliable, but Valorem Advisors and the Company makes no representation or warranty, express or implied, whatsoever, and no reliance shall be placed on, the truth, accuracy, completeness, fairness and reasonableness of the contents of this Presentation. This Presentation may not be all inclusive and may not contain all of the information that you may consider material. Any liability in respect of the contents of, or any omission from, this Presentation is expressly excluded. Valorem Advisors also hereby certifies that the directors or employees of Valorem Advisors do not own any stock in personal or company capacity of the Company under review.

For further details, please feel free to contact our Investor Relations Representatives:

VALOREM ADVISORS
"Your Partners in Value Creation"

Mr. Anuj Sonpal

Valorem Advisors

Tel: +91-22-49039500

Email: gala@valoremadvisors.com

Investor Kit-link: https://www.valoremadvisors.com/gala

THANK YOU

GALA PRECISION ENGINEERING

GALA PRECISION
ENGINEERING LIMITED